

A portrait of Rafael Zambrano, a man with a beard and bald head, wearing a black polo shirt. He is looking directly at the camera with a neutral expression. The background is dark with a large, faint, stylized 'R' logo. In the top right corner, the text 'TRIPLE R' is written in a bold, sans-serif font, with a registered trademark symbol (®) to the right. Below 'TRIPLE R', the word 'TECHNIQUE' is written in a smaller, all-caps, sans-serif font.

TRIPLE R[®]
TECHNIQUE

Rafael Zambrano

**REDENSIFY
REVITALIZE
REPOSITION**

– the three pillars
of facial rejuvenation

A three-dimensional approach to facial aging that integrates dermal redensification, biostimulation, and structural tissue realignment within a synergistic, personalized clinical protocol.

im INNOAESTHETICS

Rafael Zambrano, MD
INNOAESTHETICS



Rafael Zambrano, MD

PRESENTS

TRIPLE R TECHNIQUE

Has been designed to REDENSIFY, REVITALIZE, and REPOSITION the facial skin in a global and harmonious manner, achieving very natural results.

It consists of the application of non-crosslinked hyaluronic acid of various molecular weights using a vector technique at the level of Cartesian planes. This ensures an optimal and uniform distribution of the product on the face.

The goal is to stimulate the skin's natural mechanisms, leading to a comprehensive rejuvenating effect.

Originally from Venezuela, Dr. Rafael Zambrano developed this technique to rejuvenate the face while respecting the unique characteristics of each patient. His talent, combined with his extensive experience in both the practice and teaching of aesthetic medicine, has made him an influential and admired figure in multiple countries.

Indications

- Skin aging
- Skin laxity
- Facial redensification

Treatment Protocol



Products

CE
1984



INNO-CE®
MOIST®
1.5

High molecular weight HA that intensely moisturizes and restores the physiological state of the skin, enhancing its texture and radiance.



INNO-CE®
BI-DENS®
2.5

Combination of high and very high molecular weight HA effectively increases skin density and repositions the skin tissues, achieving a significant firming and rejuvenating effect, also attenuating lines and wrinkles.

- Increased skin density.
- Revitalization.
- Skin hydration.

Equipment required

- 22G x 50 mm cannulas
- 25G x 50 mm cannulas



Marking Guidelines

- 1° Divide each side of the face into anterior and posterior halves by drawing a vertical line from the outer corner of the eye down to the lower edge of the facial oval (see diagram).
- 2° Draw a horizontal line from the upper outer edge of the nasal wing to the midpoint of the ear canal.
- 3° Draw a second horizontal line from the oral commissure to the lower edge of the earlobe.
- 4° The intersection points of these lines will serve as cannula entry points.
- 5° In the anterior area, apply 10 boluses. Mark the bolus points as follows:
 - Line from nasal wing to vertical division line. 3 points.
 - At the level of the outer canthus
 - At the mid-pupillary line
 - At the level of the inner canthus
 - Line from oral commissure to vertical division line. 2 points.
 - Nasolabial fold
3 points, spaced approx. 1 cm apart.
 - Chin crease
2 points.

Application Technique

ANTERIOR AREA

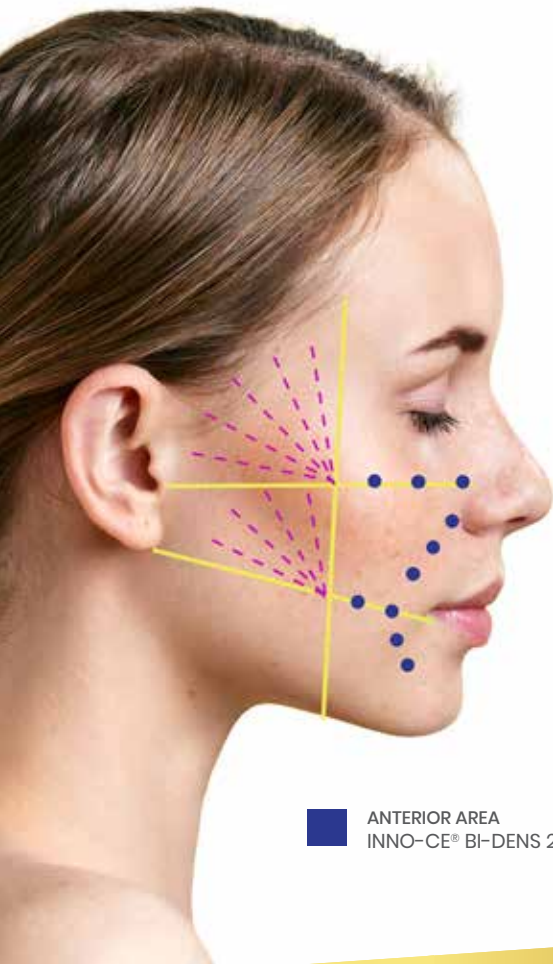
Inject **INNO-CE[®] BI-DENS 2.5** using a cannula. Administer 0.15 ml boluses at the 10 marked points. Use the two-line intersection points as entry points.

POSTERIOR AREA

Inject **INNO-CE[®] MOIST 1.5** using a fanning technique, as shown in the image, with retrograde injection. Use the same intersection points as cannula entry points.



See technique



■ ANTERIOR AREA
INNO-CE[®] BI-DENS 2.5

■ POSTERIOR AREA
INNO-CE[®] MOIST 1.5

Results

The results are immediately visible and last between six to eight months.


The biostimulating and moisturizing effect of **INNO-CE® MOIST 1.5** and **INNO-CE® BI-DENS 2.5** is enhanced by the **Triple R technique**, which ensures strategic distribution of the active ingredients to achieve a **REDENSIFYING, REVITALIZING, and REPOSITIONING** effect on the tissues.

The result is visibly firmer and more elastic skin, with a more even tone—a long-lasting rejuvenating effect.

Before and After



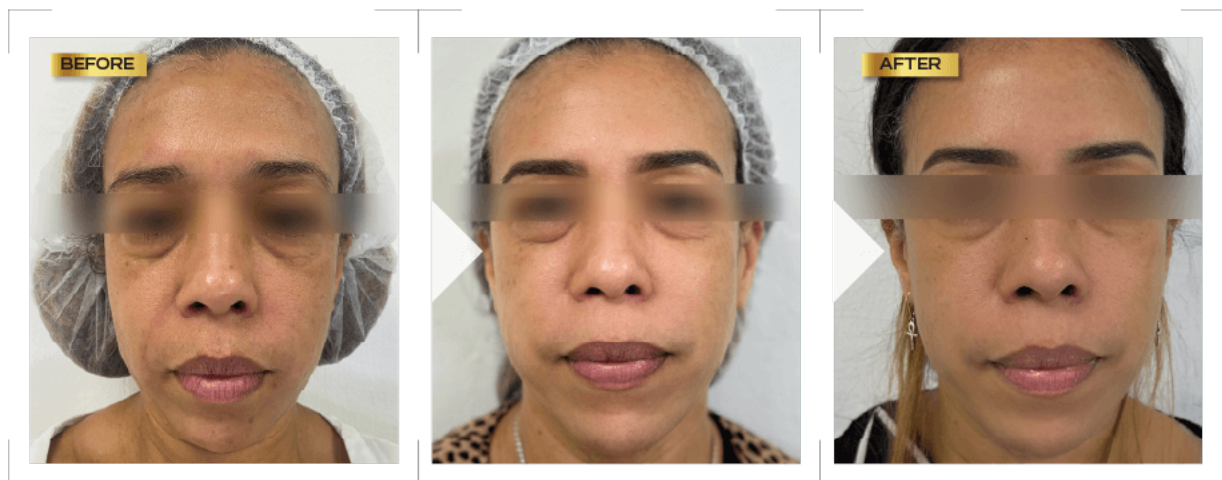
Improved tissue repositioning in the midface, with greater definition of the facial oval, along with enhancements in skin texture, hydration, and brightness



Significant improvements are evident, including tissue replacement in the middle and lower third of the face, a tightening effect, and a reduction in the nasolabial fold, along with enhanced superficial skin quality.



Notable improvement in facial contour and skin texture, with a visible reduction in the nasolabial fold..



Marked improvement in facial tissue repositioning, with a noticeable reduction in the depth of the nasolabial fold and enhanced overall contour. A visible decrease in tear trough depth is also evident..



This patient shows significant improvement in the repositioning of tissues at the midface level, with increased convexity and improved facial contour, with greater definition of the facial angles.

TRIPLE[®]R TECHNIQUE

REDENSIFY, REVITALIZE, REPOSITION
– the three pillars of facial rejuvenation.

by Rafael Zambrano, MD



inno INNOAESTHETICS

www.innoaesthetics.com

09. 2025 ENG